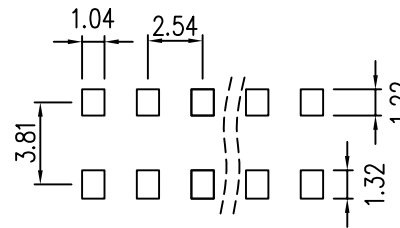
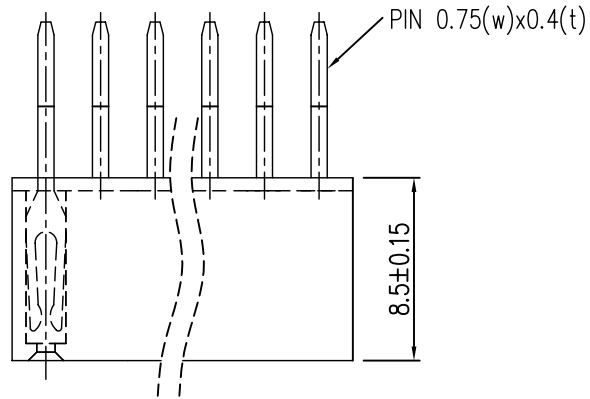
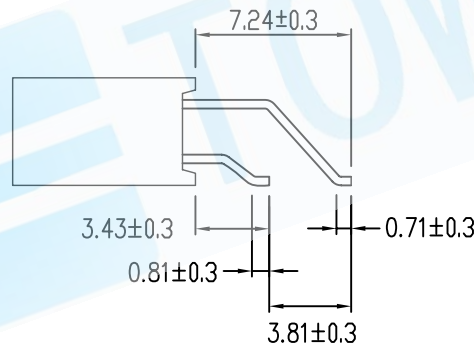
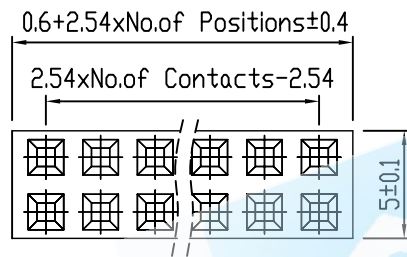


REV.	ECN NO.	DATE
1.0	RELEASED	11/22/05



P. C. B LAYOUT



HOW TO ORDER

F201 - 2 \* XX V GF - W1

SERIES NO. \_\_\_\_\_  
ROW TYPE \_\_\_\_\_  
2 : 2 ROWS  
NO. OF CONTACT PER ROW \_\_\_\_\_  
TERMINAL TYPE \_\_\_\_\_  
V : HORIZONTAL SMT  
CONTACT PLATED \_\_\_\_\_  
PIN TYPE \_\_\_\_\_  
W1 : 0.75(w)\*0.4(t)  
W2 : 0.6(w)\*0.4(t)

FULL GOLD TYPE	SELECTIVE PLATED TYPE GOLD PLATED ON CONTACT AREA TIN PLATED ON SOLDER AREA	FULL TIN TYPE
GF : GOLD FLASH	HF : GOLD FLASH, TIN 100u"	T1 : TIN100u"
G1 : GOLD 3u"	H1 : GOLD 3u", TIN 100u"	T2 : TIN200u"
G2 : GOLD 5u"	H2 : GOLD 5u", TIN 100u"	
G3 : GOLD 10u"	H3 : GOLD 10u", TIN 100u"	
G4 : GOLD 15u"	H4 : GOLD 15u", TIN 100u"	
G5 : GOLD 20u"	H5 : GOLD 20u", TIN 100u"	
G6 : GOLD 30u"	H6 : GOLD 30u", TIN 100u"	

SPECIFICATIONS

CURRENT RATING : 3 AMPS  
INSULATOR RESISTANCE : 5000 MEGOHMS MIN.  
CONTACT RESISTANCE : 20 MILLIOHMS MAX.  
DIELECTRIC WITHSTANDING : AC 500V  
OPERATING TEMPERATURE : -40°C - +105°C  
CONTACT MATERIAL : BRASS  
INSULATOR MATERIAL : POLYESTER, UL 94V-0  
STANDARD : NYLON-6T  
CONTACT PLATED : FULL GOLD

CUSTOMER DRAWING

比例 (SCALE)	3:1	繪圖 (DRAW)	YANGBINBIN 11/22/05		崧嵐企業有限公司 TOWNES ENTERPRISE CO.,LTD
單位 (UNIT)	MM	審核 (CHECK)	CODYZHAO 11/22/05		
一般公差 (TOLERANCE)	承認 (AP"E)		/ /	圖名 (NAME) : FEMALE HEADER 2.54mm PROFILE : 8.5mm, DUAL ROW,HORIZONTAL SMT 2*XXP	
.0=±0.35 .00=±0.2 ANG=±5°	投影法 PROJECTION	第三角		料號 (PART NO)	F201-2*XXVGF-W1
				圖號 (DRAW NO)	20051122-49(F201)