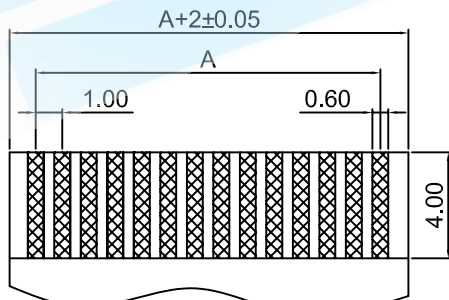
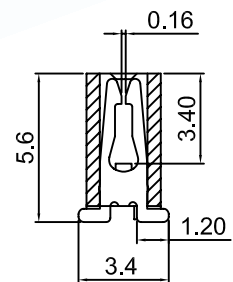
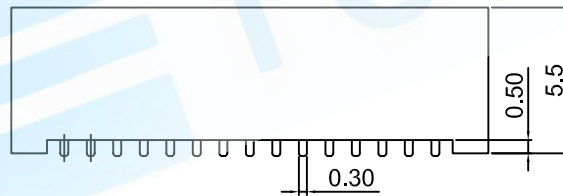
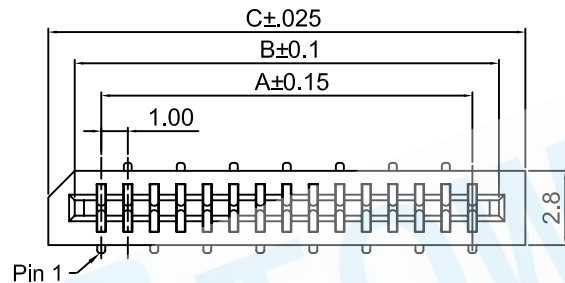
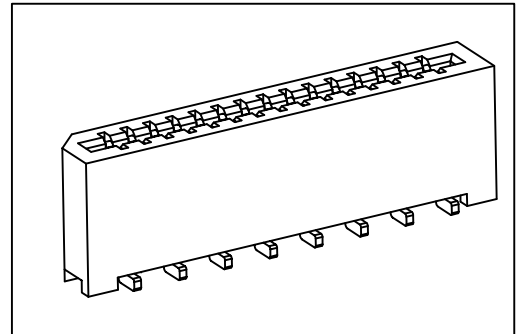


0.004"(1.0mm)FPC/FFC Pitch Connector

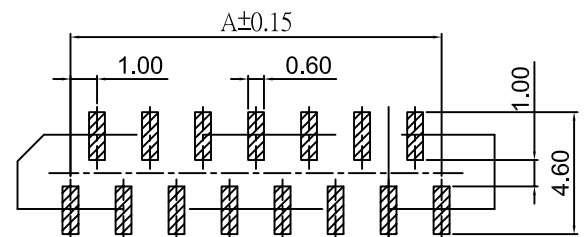
NON ZIF VERTICAL SMT TYPE

Specifications:

| | |
|-----------------------------|-----------------------|
| Current Rating | : 0.5 Amp |
| Voltage Rating | : 100V AC/DC |
| Contact resistance | : 30m Ohm Max |
| Insulator resistance | : 1000M ohm min. |
| Withstanding Voltage | : 250V AC/Minute |
| Operating Temperature Range | : -20°~+85° C |
| Max Processing Temp | : 260° for 5 seconds |
| Insulator Material | : Polyester, UL 94V-0 |
| Contact Material | : Phosphor Bronze |
| Contact Plated | : Tin Plated |



FFC/FPC Dimension Thickness:0.30±0.05 mm



Recommended PCB Layout

■ DIMENSION TABLE

| Circuits | Dimension | | | Circuits | Dimension | | | Circuits | Dimension | | |
|----------|-----------|------|------|----------|-----------|------|------|----------|-----------|------|------|
| | A | B | C | | A | B | C | | A | B | C |
| 2 | 1.00 | 3.1 | 5.0 | 14 | 13.00 | 15.1 | 17.0 | 26 | 25.00 | 27.1 | 29.0 |
| 3 | 2.00 | 4.1 | 6.0 | 15 | 14.00 | 16.1 | 18.0 | 27 | 26.00 | 28.1 | 30.0 |
| 4 | 3.00 | 5.1 | 7.0 | 16 | 15.00 | 17.1 | 19.0 | 28 | 27.00 | 29.1 | 31.0 |
| 5 | 4.00 | 6.1 | 8.0 | 17 | 16.00 | 18.1 | 20.0 | 29 | 28.00 | 30.1 | 32.0 |
| 6 | 5.00 | 7.1 | 9.0 | 18 | 17.00 | 19.1 | 21.0 | 30 | 29.00 | 31.1 | 33.0 |
| 7 | 6.00 | 8.1 | 10.0 | 19 | 18.00 | 20.1 | 22.0 | 31 | 30.00 | 32.1 | 34.0 |
| 8 | 7.00 | 9.1 | 11.0 | 20 | 19.00 | 21.1 | 23.0 | 32 | 31.00 | 33.1 | 35.0 |
| 9 | 8.00 | 10.1 | 12.0 | 21 | 20.00 | 22.1 | 24.0 | 33 | 32.00 | 34.1 | 36.0 |
| 10 | 9.00 | 11.1 | 13.0 | 22 | 21.00 | 23.1 | 25.0 | 34 | 33.00 | 35.1 | 37.0 |
| 11 | 10.00 | 12.1 | 14.0 | 23 | 22.00 | 24.1 | 26.0 | 35 | 34.00 | 36.1 | 38.0 |
| 12 | 11.00 | 13.1 | 15.0 | 24 | 23.00 | 25.1 | 27.0 | 36 | 35.00 | 37.1 | 39.0 |
| 13 | 12.00 | 14.1 | 16.0 | 25 | 24.00 | 26.1 | 28.0 | | | | |

How To Order

TFP-C6XXNV-DT1-0AX

