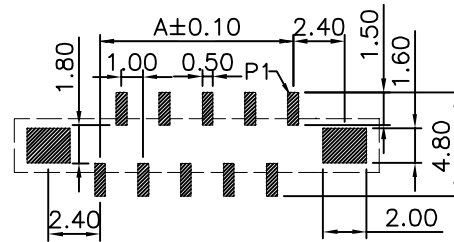
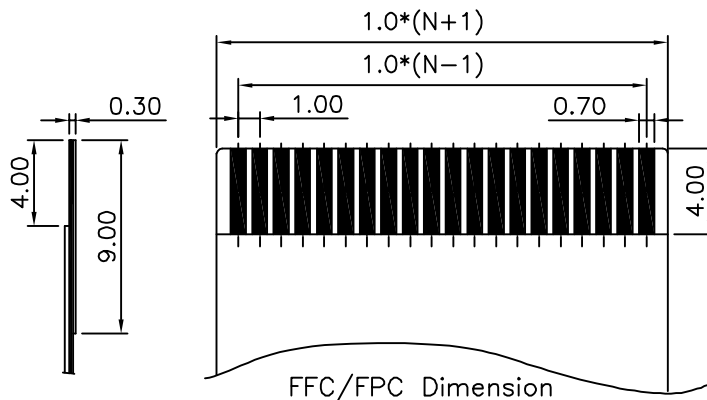
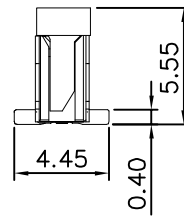
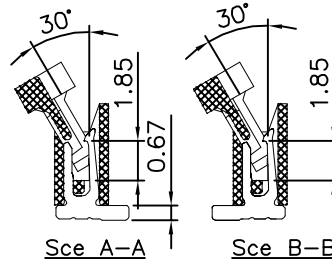
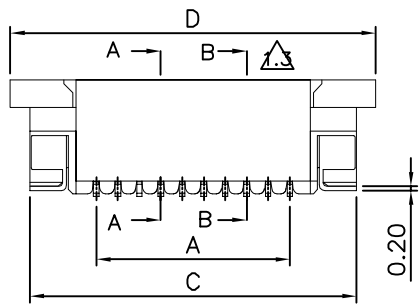
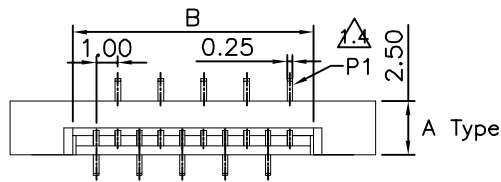
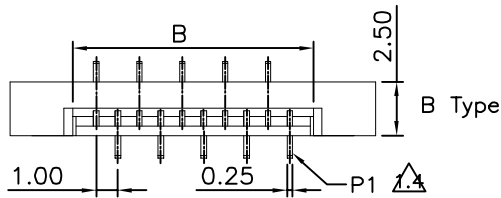


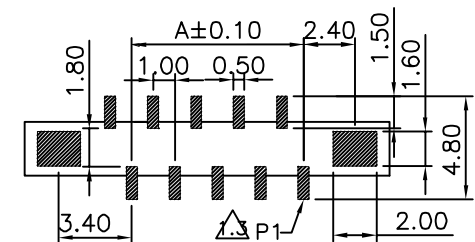
RoHS Compliant

Customer Drawing

| NO. | A | B | C | D |
|-----|------|------|------|------|
| 2 | 1.0 | 3.2 | 7.2 | 9.0 |
| 3 | 2.0 | 4.2 | 8.2 | 10.0 |
| 4 | 3.0 | 5.2 | 9.2 | 11.0 |
| 5 | 4.0 | 6.2 | 10.2 | 12.0 |
| 6 | 5.0 | 7.2 | 11.2 | 13.0 |
| 7 | 6.0 | 8.2 | 12.2 | 14.0 |
| 8 | 7.0 | 9.2 | 13.2 | 15.0 |
| 9 | 8.0 | 10.2 | 14.2 | 16.0 |
| 10 | 9.0 | 11.2 | 15.2 | 17.0 |
| 11 | 10.0 | 12.2 | 16.2 | 18.0 |
| 12 | 11.0 | 13.2 | 17.2 | 19.0 |
| 13 | 12.0 | 14.2 | 18.2 | 20.0 |
| 14 | 13.0 | 15.2 | 19.2 | 21.0 |
| 15 | 14.0 | 16.2 | 20.2 | 22.0 |
| 16 | 15.0 | 17.2 | 21.2 | 23.0 |
| 17 | 16.0 | 18.2 | 22.2 | 24.0 |
| 18 | 17.0 | 19.2 | 23.2 | 25.0 |
| 19 | 18.0 | 20.2 | 24.2 | 26.0 |
| 20 | 19.0 | 21.2 | 25.2 | 27.0 |
| 21 | 20.0 | 22.2 | 26.2 | 28.0 |
| 22 | 21.0 | 23.2 | 27.2 | 29.0 |
| 23 | 22.0 | 24.2 | 28.2 | 30.0 |
| 24 | 23.0 | 25.2 | 29.2 | 31.0 |
| 25 | 24.0 | 26.2 | 30.2 | 32.0 |
| 26 | 25.0 | 27.2 | 31.2 | 33.0 |
| 27 | 26.0 | 28.2 | 32.2 | 34.0 |
| 28 | 27.0 | 29.2 | 33.2 | 35.0 |
| 29 | 28.0 | 30.2 | 34.2 | 36.0 |
| 30 | 29.0 | 31.2 | 35.2 | 37.0 |



A Type Recommended PCB Layout



B Type Recommended PCB Layout

Specifications:
 Current Rating:0.5 Amp
 Voltage Rating:50V AC/DC
 Contact resistance:20m Ohm Max
 Insulator resistance:800M ohm min.
 Withstanding Voltage:500V AC/Minute
 Operating Temperature Range:-20°C~+85°C
 Material And Finish
 Insulator:LCP UL 94V-0
 Actuator:PPS UL 94V-0
 Contact:Phosphor Bronze
 Holddown:Phosphor Bronze,Full Tin plated
 Contact Plated:Full Tin plated
 Package:1500Pcs/Reel

How To Order
 TFP-N6XXZV-BT1-EXX

- Package
 - △:W/O Cap In Bag
 - A:W/O Cap In Tube
 - F:W/O Cap In Tape&Reel
- PCB Type
 - △: A Type
 - B: B Type
 - B:Lower Contact
 - ZV:W/ZIF Vertical
 - SMT Type
 - No.of Positions

| | | | |
|------|----------------|--------------|-------------|
| 1.4 | Modify Drawing | Yan Shi | 25-May-2012 |
| 1.3 | Modify Drawing | CHENTAO | 23-May-2012 |
| 1.2 | Modify Drawing | CHENTAO | 13-Mar-2012 |
| 1.1 | Modify Package | HuangBingqiu | 07-Dec-2010 |
| 1.0 | RELEASED | HuangBingqiu | 17-Nov-2008 |
| REV. | ECN. NO. | DR.BY | DATE |



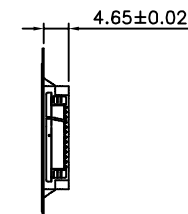
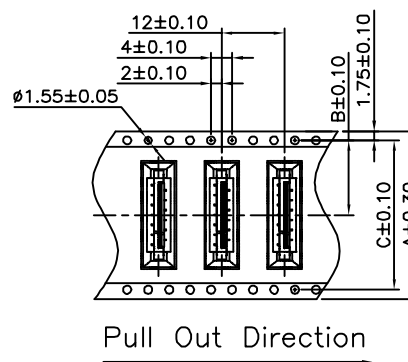
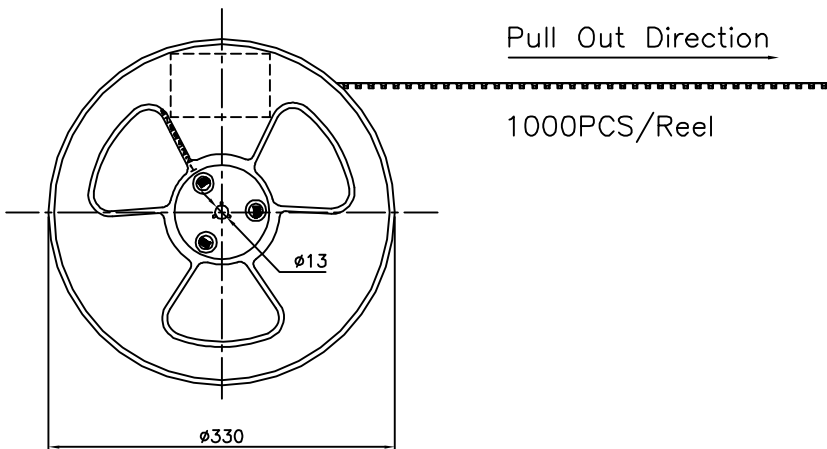
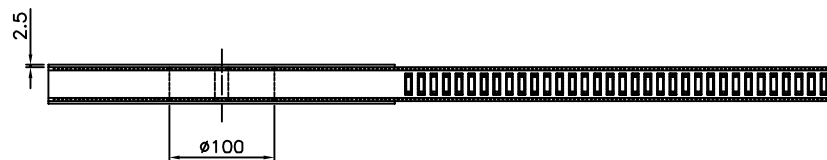
MAT'L.: FINISH:

| | |
|-------------|------------|
| X: ±0.30 | ±5.0° |
| X.X: ±0.25 | ±2.0° |
| X.XX: ±0.20 | ±1.0° |
| UNIT: mm | |
| SCALE: 1:1 | SHEET: 1/1 |

| | | | |
|--|-----------------------------|-------------------|--|
| TITLE : 1.0mm Pitch FPC W/Zif SMT Lower Contact | | A4 | |
| APPD.: Alan Chao | PART NO :TFP-N6XXZV-BT1-EXX | | |
| CHKD.: Cel Wang | DWG. NO.: RDA081117-010(DR) | | |
| DR: Yan Shi | REV: 1.4 | DATE: 17-Nov-2008 | |

RoHS Compliant

Customer Drawing



| No. Of Contacts | A | B | C |
|-----------------|----|------|------|
| 4 | | | |
| 18 | 32 | 14.2 | 28.4 |
| 19 | | | |
| 24 | 44 | 20.2 | 40.4 |

| | | | |
|------|----------------|--------------|-------------|
| 1.4 | Modify Drawing | Yan Shi | 25-May-2012 |
| 1.3 | Modify Drawing | CHENTAO | 23-May-2012 |
| 1.2 | Modify Drawing | CHENTAO | 13-Mar-2012 |
| 1.1 | Modify Package | HuangBingqiu | 07-Dec-2010 |
| 1.0 | RELEASED | HuangBingqiu | 17-Nov-2008 |
| REV. | ECN. NO. | DR.BY | DATE |



MAT'L.: FINISH:

| | |
|-------------|------------|
| X: ±0.30 | ±5.0° |
| X.X: ±0.25 | ±2.0° |
| X.XX: ±0.20 | ±1.0° |
| UNIT: mm | |
| SCALE: 1:1 | SHEET: 1/1 |

| | |
|---|------------------------------|
| TITLE : 1.0mm Pitch FPC Connector Tape Paking | A4 |
| APPD: Alan Chau | PART NO.: TFP-N6XXZV-BT1-EXX |
| CHKD: Cel Wang | DWG. NO.: RDA081117-010(DR) |
| DR: CHENTAO | REV.: 1.3 DATE: 12-Apr-2011 |